

ESR1 Reference Set 1% AF cfDNA (SID-000144) – Instructions for use

For Research Use Only

SensID Bringing Precision to Molecular Diagnostics

Every diagnostic test as well as R&D needs references and controls. SensID GmbH manufactures High Quality Reference Materials / Controls for Molecular Diagnostics.







Our mission is to provide certified standards ready for your needs in the highest quality to ease your processes.

For more information visit www.sens-id.com.

Content

Product	Catalog No.
ESR1 Reference Set 1% AF cfDNA	SID-000144
Consisting of	Catalog No.
ESR1 Reference Vial 1 1% AF cfDNA	SID-000145
ESR1 Reference Vial 2 1% AF cfDNA	SID-000146
ESR1 Reference Vial 3 1% AF cfDNA	SID-000147
ESR1 Reference Vial 4 1% AF cfDNA	SID-000148
ESR1 Reference Vial 5 WT 0% AF cfDNA	SID-000149
Each vial contains in total 400 ng dsDNA (c = 20 ng/μl). For exact amount and concentration of each batch measured by QC, refer to the Certificate of Analysis (CoA) of the respective lot.	

Symbols

	Catalog number
	Lot number
	Use by
	Legal manufacturer
	Not for reuse
	Temperature limitations

Storage

The product should be stored at 2°C to 8°C upon arrival. DO NOT FREEZE. The product is solved in TE buffer (Tris-EDTA (10 mM Tris, 1mM EDTA), pH 8.0, and stable until the expiration date when stored under these conditions.

Intended Use

The product contains a precisely defined allele frequency as indicated on the corresponding certificate. It was designed for use in **liquid biopsy** with the **intended application**:

1. For spike-in experiments
2. As comparative sample for validation of processes for the verification of the Gene-Mutation
3. Control in workflow verification / validation
4. Validation and development of sequencing protocols and PCR protocols
5. Analyze the performance of your NGS pipeline

Protocol: ESR1 Reference Set 1% AF cfDNA

Important point before starting:

- It is recommended to centrifuge SID-000144 briefly to avoid liquid holding back in the lid of the vial!
- To avoid contaminations in the vial work in clean environment (e.g. laminar flow hood)
- Mix by pipetting up and down 10 times to obtain a homogeneous suspension. Do not vortex!

- No further purification or DNA isolation steps needed
- DNA purified from a proprietary cell line
- The purified DNA is present in cfDNA (human) at a fragment size of 167 bp ±10%
- While the presence and frequency of each mutation and/or amplification in this product is evaluated during manufacture using ddPCR assay, there may be differences in observed allele frequencies due to specific assay characteristics

Technical Assistance

Our Technical Service Assistance is staffed by experienced scientists with extensive practical and theoretical expertise with our products. If you have any questions or experience any difficulties regarding the particular product or SensID GmbH products in general, please do not hesitate to contact us.

SensID GmbH customers are a major source of information regarding advanced or specialized uses of our products. This information is helpful to other scientists as well as to the researchers at SensID GmbH. We therefore encourage you to contact us if you have any suggestions about product performance or new applications and techniques.

For technical assistance and more information, please see our website www.sens-id.com or call one of the SensID GmbH Technical Service Assistance.

Product Use limitations

Attention should be paid to expiration dates and storage conditions printed on the box and labels of all components. Do not use expired or incorrectly stored components. Check primary packaging before first opening. Do not use products from damaged primary packaging.

Quality Control

In accordance with SensID's Quality Management System, each lot of ESR1 Reference Set 1% AF cfDNA is tested against predetermined specifications to ensure consistent product quality.

The product should appear as a clear liquid. Alterations in this appearance may indicate instability or deterioration of the product and vials should be discarded.

Warnings and precautions

When working with chemicals, always wear a suitable lab coat, disposable gloves, and protective goggles. For more information, please consult the appropriate safety data sheets (SDSs). These are available online in convenient and compact PDF format at <https://www.sens-id.com/shop/cfdna-ctdna-en/esr1-set-1-af-cfdna/>, where you can find, view, and print the SDS for each SensID GmbH products, kit component and other products.

Avoid contamination of the product when opening and closing the vial.

CAUTION: Handle as though it is capable of transmitting infectious agents. This product is formulated using a proprietary cell line, which is a B-lymphocytic, female cell line.

Equipment and Reagents to Be Supplied by User

- Pipets (adjustable)
- Sterile pipet tips with filters



Table 1 General information about ESR1. Taken from <https://www.ncbi.nlm.nih.gov/gene/2099>

Official Symbol	ESR1
Official full name	estrogen receptor 1
Organism	Homo sapiens
Also known as	ER; ESR; Era; ESRA; ESTRR; NR3A1
Summary	This gene encodes an estrogen receptor and ligand-activated transcription factor. The canonical protein contains an N-terminal ligand-independent transactivation domain, a central DNA binding domain, a hinge domain, and a C-terminal ligand-dependent transactivation domain. The protein localizes to the nucleus where it may form either a homodimer or a heterodimer with estrogen receptor 2. The protein encoded by this gene regulates the transcription of many estrogen-inducible genes that play a role in growth, metabolism, sexual development, gestation, and other reproductive functions and is expressed in many non-reproductive tissues. The receptor encoded by this gene plays a key role in breast cancer, endometrial cancer, and osteoporosis. This gene is reported to have dozens of transcript variants due to the use of alternate promoters and alternative splicing, however, the full-length nature of many of these variants remain uncertain. [provided by RefSeq, Jul 2020]

Table 2 Mutations present in the SensID ESR1 1% AF cfDNA reference material. HGVS = Human Genome Variation Society; GRCh38 COSMIC v99, SID-000149 ESR1 Reference Vial 5 exclusively contains the sequences verified as wildtype during testing

SID-Ref	Gene	COSMIC ID	Type of mutation	HGVS Nomenclature	Localisation in Genome (GRCh38)	Amino acid change
SID-000145	ESR1	COSV52795259	Substitution	p.L536H	6:152098785-152098785 Exon 8	c.1607T>A
SID-000145	ESR1	COSV52782924	Substitution	p.Y537C	6:152098788-152098788 Exon 8	c.1610A>G
SID-000146	ESR1	COSV52782930	Substitution	p.L536P	6:152098785-152098785 Exon 8	c.1607T>C
SID-000146	ESR1	COSV52783938	Substitution	p.Y537S	6:152098788-152098788 Exon 8	c.1610A>C
SID-000147	ESR1	COSV5278207	Substitution	p.L536R	6:152098785-152098785 Exon 8	c.1607T>G
SID-000147	ESR1	COSV52781024	Substitution	p.D538G	6:152098791-152098791 Exon 8	c.1613A>G
SID-000148	ESR1	COSV52782264	Substitution	p.E380Q	6:152011697-152011697 Exon 5	c.1138G>C
SID-000148	ESR1	COSV52784970	Substitution	p.S463P	6:152094402-152094402 Exon 7	c.1387T>C
SID-000148	ESR1	COSV52784978	Substitution	p.Y537N	6:152098787-152098787 Exon 8	c.1609T>A
SID-00149	ESR1			wildtype		

